



MUNCHKIN[®]

RUSSIA

In any other country, you can have hunting season, but in Mother Russia, seasons hunt you! Winter is coming . . . and then another one . . . and another . . .

This game includes 168 cards, a custom six-sided die, and these rules. Three to six can play. You will need 10 tokens (coins, poker chips, whatever – or any gadget that counts to 10) for each player.

SETUP

Divide the cards into the Door deck and the Treasure deck. Shuffle both decks. Deal four cards from each deck to each player.

Gard Management

Keep separate face-up discard piles for the two decks. You may not look through the discards unless you play a card that allows you to! When a deck runs out, reshuffle its discards.

In Play: These are the cards on the table in front of you, showing your Class (if any) and the Items you are carrying. Continuing Curses and some other cards also stay on the table after you play them. Cards in play are public information and must be visible to the other players.

Your Hand: Cards in your hand are not in play. They don't help you, but they can't be taken away except by cards that specifically affect "your hand." At the end of your turn, you may have no more than five cards in your hand (see *Charity*, p. 2).

Cards in play may not be returned to your hand – they must be discarded or traded if you want to get rid of them.



Character Creation

Everyone starts as a Level 1 human with no class. (*Yes, we are making joke again. Is never getting old.*)


Look at your initial eight cards. If you have any Class cards, you may (if you like) play one by placing it in front of you. If you have any usable Items (p.3), you may play them in front of you as well. If you have any doubt about whether you should play a card, you could read below, or you could just charge ahead and do it.

STARTING AND FINISHING THE GAME

The player who goes first is the one who most recently went to the ballet, raced a tank, or ate borsch. Or you can decide who goes first another way, say, by rolling a die.

Play proceeds in turns, each with several phases (see p. 2). When the first player finishes a turn, the player to the left takes a turn, and so on.

The first player to reach Level 10 wins . . . but you must reach Level 10 by killing a monster, unless a card specifically allows you to win another way.



CONFLICTS BETWEEN CARDS AND RULES

This rulesheet gives the general rules. Many cards add special rules, so in most cases when the rulesheet disagrees with a card, follow the card. However, ignore any card effect that might seem to contradict one of the rules listed below unless the card *explicitly* says it supersedes that rule!

1. Nothing can reduce a player below Level 1, although card effects might reduce a player's or a monster's combat strength (p. 3) below 1.
2. You go up a level after combat only if you *kill* a monster.
3. You cannot collect rewards for defeating a monster (e.g., Treasure, levels) in the middle of a combat. You must finish the fight before gaining any rewards.
4. You must *kill* a monster to reach Level 10, and you cannot force another player to help you do it.

Any other disputes should be settled by loud arguments, with the owner of the game having the last word. You could also read the *Munchkin* FAQ and errata pages at munchkin.game, or start a discussion at forums.sjgames.com/munchkin . . . unless it's more fun to argue.



WHEN YOU MAY TAKE ACTIONS

You may perform these actions at any time:

- Discard a Class.
- Play a **Go Up a Level** card.
- Play a Curse.



You may perform these actions at any time, as long as you are not in combat:

- Trade an Item with another player (the other player may not be in combat, either).
- Change which Items you have equipped.
- Play a card that you have just received (some cards may be played even during combat; see above).

You may perform these actions on your own turn:

- Play a new Class card (at any time).
- Sell Items for levels (except when you are in combat).
- Play an Item (most Items cannot be played during combat, but some One-Shot Items can; see p. 3).

TURN PHASES

Your turn begins as soon as the previous player's turn ends. When your cards are arranged the way you want, go to Phase 1.

(1) Kick Down The Door: Draw one card from the Door deck and turn it face up.

If it's a monster, you must fight it. See **Combat**, p. 3. If the card is a Curse – see **Curses**, p. 5 – it applies to you immediately (if it can) and is then discarded (unless it has a persistent effect or you keep the card as a reminder of an upcoming effect).

If you draw any other card, you may either put it in your hand or play it immediately.

(2) Look For Trouble/Loot The Room: If you fought a monster in phase 1, skip this phase and go to phase 3.

If you did NOT draw a monster when you first opened the door, you have two choices: either **Look For Trouble** or **Loot The Room**.

Look For Trouble: Play a monster *from your hand* and fight it, just as though you had found it when you kicked open the door. Don't play a monster you can't handle, unless you're sure you can count on getting help (see p. 5)!

Loot The Room: Draw a second card from the **Door** deck, face **down**, and place it in your hand.

(3) Charity: If you have more than five cards in your hand, you must play enough cards to get you to five or below – for instance, you can play Curses, sell Items from your hand, or play Items to the table. If you cannot reduce your hand to five cards, or do not want to, you must give the excess cards to the player with the lowest Level. If other players are tied for lowest, divide the cards as evenly as possible, but it's up to you who gets the bigger set(s) of leftovers. If YOU are the lowest or tied for lowest, there is no Charity. Just discard the excess.

In **Munchkin Russia**, if there are any Oligarchs in the game, they get one card each, chosen by the donor, from the Charity pool. Only then are the leftovers distributed.

As soon as you are finished with Charity, the next player's turn begins.

COMBAT: BASIC RULES

When you fight a monster, you compare your **combat strength** (your Level plus any bonuses or penalties) against the monster's combat strength. If your combat strength is greater, you win! If it is tied or lower, the monster wins.

For the full explanation, see **Combat**, p. 3.


CHARACTER STATS

Each character is basically a collection of weapons, armor, and magic items, with two stats: Level and Class. For instance, you might describe your character as “a Level 8 Athlete with **Footwraps**, a **Wadded Jacket**, and the **Balalaika**.”

Level: This is a measure of how generally buff and studly you are. When the rules or cards refer to your Level, capitalized, they mean this number.

You gain a level when you kill a monster, or when a card says that you do. You can also sell Items to buy levels (see **Items**, p. 3).

You lose a level when a card says you do. Your Level can never go below 1. However, your combat strength can be negative, if you get hit by a Curse or suffer some other kind of penalty.



Class: Characters may be Cossacks, Oligarchs, Athletes, or Hackers. If you have no Class card in front of you, you have no class. Yes, even in Mother Russia. You may, if you like, pretend that we made joke here about classless society. Is all right with us, comrade.

Each Class has special abilities, shown on the cards. You gain the abilities of a Class the moment you play its card in front of you, and lose them as soon as you discard that card. Some Class abilities are powered by discards. You may discard any card, in play or in your hand, to power a special ability.

See the Class cards for when abilities can be used.

You can discard a Class card at any time, even in combat: “I don't wanna be a Hacker anymore.” When you discard a Class card, you become classless until you play another Class card.

You may not belong to more than one Class at once unless you play the **Super Munchkin** card.

Super Munchkin

This card may be played whenever it is legal to play a Class, as long as you have a Class card to attach it to. You cannot have more than one of the same Class card in play at once.

If you play **Super Munchkin** with a single Class, you get all the advantages of being that Class (the ability to equip Class-only Items, and monsters with penalties against that Class suffer those penalties) but none of the disadvantages (you may equip Items forbidden to that Class, and monsters do not get bonuses

because of your Class). If the Class has an ability that has a cost, however, you must still pay it – you aren't *that* Super!

If you play **Super Munchkin** while you have two Classes, you have all the normal advantages and disadvantages of both Classes.

TREASURES



Treasure cards include permanent and “One-Shot” cards. Any Treasure card may be played to the table as soon as you get it, or at any time on your own turn *except* during combat (unless the rules below or the card itself says otherwise).

Items

Most Treasures are Items. Items have a Gold Piece value. (“No Value” is equivalent to zero Gold Pieces, and a “No Value” card is considered an Item.)

All Items you have in play are considered “carried.” Items that are actually giving you a bonus are “equipped.” You should indicate Items that are not equipped by turning the cards sideways. You may not alter the status of your Items during a combat or while running away.

Anyone can *carry* any Item (except for extra Big Items; see below), but you may *equip* only one Headgear, one suit of Armor, one pair of Footgear, and two “1 Hand” Items (or one “2 Hands” Item) . . . unless you have a card that lets you ignore these limits, such as **Cheat!**, or unless one of the cards says otherwise. If you are carrying two Headgear cards, for instance, you can equip only one of them at a time.

LEVEL COUNTERS: IT'S NOT CHEATING, IT'S USING THE RULES!



If you have an iOS or Android device, you'll like our Level Counter smartphone app. Just search for “**Munchkin level counter**” or click the link at levelcounter.sjgames.com. Even better, it gives you personal in-game advantages to make your friends jealous . . . which is what being a munchkin is all about!

Likewise, some Items have restrictions: for instance, the **Raspberry-Red Jacket** can only be worn by an Oligarch. Its bonus only counts for someone who is, at the moment, an Oligarch.

You cannot discard Item cards “just because.” You may *sell* Items for a level, *trade* Items with other players, or *give* an Item to another player who wants it (see below). You may discard Items to power certain Class abilities. And a Curse or a monster's Bad Stuff (see p. 5) may force you to get rid of something!

Big Items: You may carry any number of Small items, but only one Big one. (Any item not marked Big is considered Small.) You may not discard one Big Item to play another; you must sell the first Item, trade it, lose it to a Curse or Bad Stuff, or discard it to power a Class ability.

If something lets you have more than one Big Item and you lose that Item or ability, you must either correct the problem immediately or get rid of all but one Big Item. If it's your turn and you're not in combat, you can sell the excess Big Items (as long as you have at least 1,000 Gold Pieces of Items to sell). Otherwise, you must give them to the lowest-Level player(s) who can carry them! If any Big Items are still left over, discard them.


Trading: You may trade Items (but no other cards) with other players. You may only trade Items from the table – not from your hand. You may trade at any time except when you or your trading partner are in combat – in fact, the best time to trade is when it's not your turn. Any Item you receive in a trade must remain in play.

You may also give Items away without a trade, to bribe other players – “I'll give you my **Lollipop Sword** if you won't help Varvara fight **Viy!**”

You may show your hand to others. Like we could stop you.

Selling Items for Levels: At any point during your turn except during combat or Running Away, you may discard Items worth a total of at least 1,000 Gold Pieces and immediately go up one level. (“No Value” cards are the same as zero Gold Pieces.) If you discard (for instance) 1,100 Gold Pieces worth, you don't get change. But if you can manage 2,000 worth, you can go up two levels at once, and so on. You may sell Items from your hand as well as those you are carrying.

You may *not* sell Items to go to Level 10.



“One-Shot” Treasures

A Treasure card that says “Usable once only” is a “One-Shot” Treasure. Most of these are used during combat to strengthen the munchkins or the monsters, and may be played from your hand or from the table. Some have other effects, however, so read the card carefully! Discard these cards as soon as the combat is over or their effect is resolved.

One-Shot cards with a Gold Piece value may be sold for levels, just like other Items.

Other Treasures

Other Treasure cards (such as **Go Up a Level** cards) are not Items. Most of these cards say when they can be played, and whether they stay in play or are discarded.

Go Up a Level cards may be played on yourself or any other player at any time, even during combat. Discard them once they are played. *Exception:* You cannot play a **Go Up a Level** card to give a player the winning level!

COMBAT




To fight a monster, compare its combat strength to yours. **Combat strength** is the total of Level plus all modifiers – positive or negative – given by Items and other cards. If the monster's combat strength is equal to yours, or greater, you **lose the combat** and must Run Away (see p. 5). If your combat strength totals more than the monster's – note that monsters win ties! – you **kill it** and go up a level (two levels for some big monsters). You'll also get the number of Treasures shown on its card.

Sometimes a card will let you get rid of the monster without killing it. This is still “winning,” but you don't get a level. Unless the card says otherwise, you don't get the Treasures, either. If the last monster is removed from a combat, the fight ends immediately.

Some monster cards have special powers that affect combat – a bonus against a particular Class, for instance. Be sure to check these!

You and the other players may play One-Shot Treasures or use Class abilities to help or harm you in your combat. Some Door cards may also be played into a combat, such as monster enhancers (see below).



Remember: while you are in combat, you cannot sell, equip, unequip, or trade Items, or play Treasures from your hand, unless these rules or the card say otherwise.

If you kill a monster (or monsters!), discard the monster(s) and any other cards played, and claim your rewards. But note: someone may play a hostile card on you, or use a special power, just as you think you have won. When you kill a monster, you must wait a reasonable time, defined as about 2.6 seconds, for anyone else to speak up. After that, you have really killed the monster, and you really get the level(s) and Treasures, though they can still whine and argue.

Monsters

If drawn face-up, during the **Kick Down The Door** phase, monsters immediately attack the person who drew them.

If you get a monster card any other way, it goes into your hand and may be played during your own turn to **Look For Trouble**, or played with the **Wandering Monster** card to join another player's fight. (See **Fighting Multiple Monsters**, below.)

Each monster card is a single monster, even if the name on the card is plural.

Monster Enhancers

Certain cards, called **monster enhancers**, raise or lower the combat strength of individual monsters. (Penalties to monsters are still considered enhancers.) They also affect the number of Treasures the monsters are worth. Monster enhancers may be played by any player during any combat.

All enhancers on a single monster add together. If there are multiple monsters in a combat, the person who plays each enhancer must choose which monster it applies to.

Fighting Multiple Monsters

Some cards (such as **Wandering Monster**) allow your rivals to send other monsters to join the fight. You must defeat their **combined** combat strengths. Any special abilities, such as forcing you to fight with your Level only, apply to the entire fight. If you have the right cards, you can eliminate one monster from the combat and fight the other(s) normally, but you cannot choose to fight one and Run Away from the other(s). If you eliminate one monster, but then run from the other(s), you don't get *any* levels or Treasure!



Grouping Monsters

There are several sorts of "grouping" monsters in **Munchkin**. In **Munchkin Russia**, you will find four kinds: Babushkas, Wolves, Undead, and Dragons!

You may play a grouping monster from your hand into combat to help any other monster of that type without using a **Wandering Monster** card. For instance, if someone is fighting a Wolf, you may play any Wolf from your hand to join that combat against the munchkin.

Babushkas

Russian for "granny." They're everywhere in Russia. They stick together, and they judge you. This is a new type of monster, special for Russia! You're welcome!

INTERFERING WITH GOMBAT

You can interfere with others' combats in several ways, including:

Use a One-Shot card. You could help another player by using a One-Shot to strengthen their side. Of course, you can "accidentally" strengthen the monster with it, instead . . .

Play a monster enhancer. These cards (usually) make a monster stronger . . . and give it more Treasure. You can play these either during your own combats or during someone else's combat.

Add a monster from your hand to join the combat, either with a **Wandering Monster** card or by using the Grouping Monsters rule.

Curse them, if you have a Curse card.

Wolves

Beware the wolves of winter . . . and every other kind, really! Another new monster type.

Undead

The original grouping monster, there are Undead in many **Munchkin** sets.

Dragons

Big fierce grouping monsters and therefore rare. Only two are in this set.



EXAMPLE OF GOMBAT, WITH NUMBERS AND EVERYTHING



Natasha is a Level 2 Cossack with the **Rofling Pin** (which gives her a +3 to her combat strength).

She **Kicks Open the Door** and finds the **Smashing Bear**, a Level 8 monster that has -3 against Cossacks. Natasha has a combat strength of 5, but so does the **Smashing Bear** . . . and monsters win ties.

Natasha: Oh, hammers and sickles! I didn't want to use this yet.

She plays the **Instant Borsch**, giving her +4 for this fight. Now her combat strength is 9, beating the **Smashing Bear's** 5.

Boris: Too bad he survived the **Perestroyka** . . .

Boris plays **Survived the Perestroyka**, adding 10 to the **Smashing Bear's** combat strength. Now Natasha is losing, 15 to 9.

Natasha: Shoot, I was sure it would get me one day!

Boris: Want some help? (*Boris is a Level 6 character with +4 in Items, making his combat strength 10.*)

Natasha: Do I have a choice? Sure, but you only get one Treasure since you created this mess.

Boris: First pick, though!

Natasha: Yeah, fine. Anyone else want to step in?


No one says anything, so Natasha goes up a level and claims the Smashing Bear's Treasures – two from the Smashing Bear card, and two extra because it survived the Perestroyka. The Treasures are drawn face-up, and Boris takes the one he wants, giving the rest to Natasha. And the game goes on . . .

Asking For Help

If you cannot win a combat on your own, you may ask any other player to help you. If they refuse, you may ask another player, and so on, until they all turn you down or someone helps. Only one player can help you, adding their combat strength to yours. *Anyone* can play cards to affect your combat, however!

You'll probably have to bribe someone to help. You may offer your helper any Item(s) you are currently carrying, or any number of the Treasure cards the monster has. If you offer part of the monster's Treasure, you must agree whether they pick first, or you pick first, or whatever. You may also offer to play any cards from your hand that you legally could, such as **Go Up a Level** cards, on your helper.

The special abilities or vulnerabilities of the monster also apply to your helper, and vice versa. For instance, if you are facing **Ivan the Terrible** and a Cossack helps you, the monster's combat strength is increased by 5 (unless you, too, are a Cossack and the monster's combat strength has already been increased). Monster modifiers from different sources (a Class or a Season, for example) do stack!



If someone successfully helps you kill the monster, discard it, draw Treasures (see **Rewards**, below), and follow any special instructions on the monster card. You level up for each slain monster. Your helper does not go up any levels. *You* draw the Treasure cards, even if it was your helper's special ability that defeated the monster, and distribute them according to the agreement you reached.

A few cards or abilities allow you to compel another player to help you in combat. These abilities *do not* work if you are fighting for the win – and if you force someone to help you and then the fight becomes one for the win, your helper gets to back out without penalty. However, if you *voluntarily* help someone, you don't get to back out just because they're about to win the game – so pay attention!

Rewards

When you kill a monster, you get one level per monster, unless the Monster card says something else . . . and you get its Treasure! Each monster has a Treasure number on the bottom of its card. Draw that many Treasures, modified by any monster enhancers played on it. Draw *face down* if you killed the monster alone. Draw *face up*, so the whole party can see what you got, if someone helped you.

If you defeat a monster by nonlethal means, you do not get a level and you may or may not get the Treasure, depending on the method.

Treasure cards can be played as soon as you get them, even if you are the helper.

Running Away

If nobody will help you . . . or if somebody tries to help, and your fellow party members interfere so the two of you *still* cannot win . . . you must Run Away. You don't get any levels or Treasure. You don't even get to Loot The Room. And you don't always escape unharmed . . .

Roll the die. You escape on a 5 or more. Some Seasons and some Items make it easier or harder to Run Away from all monsters. And some monsters give you a bonus or penalty to your roll for that monster only.

If you fail to Run Away from a monster, it does Bad Stuff to you, as described on its card. This may vary from losing an Item, to losing one or more levels, to **Death** (see below).

If you are fleeing from multiple monsters, you roll separately to escape each one, in any order you choose, and suffer Bad Stuff from each one that catches you as soon as it catches you.

If two players are cooperating and still can't defeat the monster(s), they must both Run Away. They roll separately, and each player chooses in what order to Run Away. The monster(s) CAN catch them both.

Once you have resolved all Run Away rolls, discard the monster(s).

DEATH



If you die, you lose all your stuff. You keep your Class(es) and Level (and any Curses that were affecting you when you died) – your new character will look just like your old one. If you have **Super Munchkin**, keep that as well.

Once you have died, you don't have to Run Away from any remaining monsters.

Looting The Body: Lay out your hand beside the cards you had in play (making sure not to include the cards mentioned above). If you have an Item attached to a **Cheat!** card, separate those cards. Starting with the player with the highest Level, everyone else chooses one card . . . in case of ties in Level, roll a die. Once everyone gets one card, discard the rest. If your corpse runs out of cards, tough. Looted cards go into players' hands.

Dead characters cannot receive cards for any reason, not even Charity, and cannot level up or win the game.

When the next player begins their turn, your new character appears and can help others in combat with your Level and Class abilities . . . but you have no cards, unless you receive Charity or gifts from other players.


On *your* next turn, start by drawing four face-down cards from each deck and playing any legal cards you want to, just as when you started the game. Then take your turn normally.

CURSES



If drawn face-up during the **Kick Down The Door** phase, Curse cards apply to the person who drew them.

If acquired some other way, such as by **Looting The Room**, Curse cards go into your hand and may be played on any player at any time. ANY time, do you hear me? Reducing someone's abilities just as he thinks he has killed a monster is a lot of fun.



Usually, a Curse affects its victim immediately (if it can) and is then discarded. However, some Curses give a penalty later in the game or have a continuing effect. Keep these cards until you get rid of the Curse or the penalty takes effect. (Curse cards you keep as a reminder may not be discarded to power Class abilities. Nice try!)

Note: If someone plays a “your next combat” Curse on you while you are in combat, it counts in *that* combat! The same is true for a “your next turn” Curse played during your turn.

If a Curse can apply to more than one Item, the victim decides which Item is lost or Cursed.

If a Curse applies to something you don't have, ignore it. For instance, if you draw **Lose Your Armor** and you have no Armor, nothing happens; discard the card. (Some Curses have alternate effects, though, so read the card!)

There will be times when it will help you to play a Curse or Monster on yourself, or to “help” another player in a way that costs them Treasure. This is very munchkinly. Do it.

SEASONS

Munchkin Russia introduces a new type of card . . . Seasons. They can be found in the Door deck and are tagged in the bottom right corner.

There is no active Season at the beginning of the game (it's not Winter, Spring, Summer, or Autumn). Not for long, though. Whenever a Season card is drawn while *Kicking Down the Door*, it's placed in the middle of the table and considered active.



If you have a face-down Season card, you may play it right away or keep it in your hand. If you keep it, you may play it at any point in the game (even in combat).

There can only be one active Season card at a time. As soon as a new Season card is played, the previous one is discarded. Summer can be followed by Spring, and Winter can be followed by . . . more Winter. Get ready to develop some Russian hardiness.

Seasons affect some Item bonuses (for good or for bad), the combat strength of some monsters, and can alter the rules of the game. Game seasons have no relationship to the real world season or the calendar. When you see a “+X in Winter/Spring/Summer/Autumn,” it's only the card's Season that matters; nobody cares about the weather outside.

SUPER-SIZED MUNCHKIN

Studies have shown that 8.4 out of 9.7 *Munchkin* players just can't get enough of the game. Here are some ideas to take your *Munchkin* games to new heights – or lows:

Combining different Munchkin sets. You can mix two (or more) base sets and expansions together for a genre-crossing mega-*Munchkin* adventure! Space plus Old West? Steampunk vampires? No problem!

Expansions. These add still more monsters to kill, new Treasure to loot, and sometimes entirely new kinds of cards. Ask for all the *Munchkin* sets and expansions at your local game or comic store – find it using our Store Finder, storefinder.sjgames.com – but if you don't have a local store, we'll be happy to sell them directly to you at warehouse23.com.

All of the above!!!

FASTER PLAY RULES

For a faster game, you can add a “phase 0” called **Listen At The Door**. At the start of your turn before doing anything else, draw a face-down Door card, which you may play or not. Then arrange cards and Kick Down The Door normally. If you Loot The Room, draw a face-down *Treasure*, not a Door.

You can also allow shared victories – if a player reaches Level 10 in a fight where you are the helper, you also win the game, no matter what Level you are.

MORE MUNCHKIN!

Visit munchkin.game for news, errata, updates, Q&A, and much more. To discuss *Munchkin* with our staff and your fellow munchkins, visit our forums at forums.sjgames.com/munchkin. Check out munchkin.game/gameplay/resources/ for reference cards, playmats, and dozens of links.

Use the **#PlayMunchkin** hashtag on social media to get our attention!

Twitter. Our Twitter feed often has *Munchkin* news (or bonus rules!): twitter.com/SJGames.

Facebook. Connect with other fans on our pages for *Munchkin* (facebook.com/sjgames.munchkin) and Steve Jackson Games (facebook.com/sjgames).

Instagram. We post lots of pictures of new *Munchkin* stuff to instagram.com/stevejacksongames.

The URL for this set is munchkin.game/products/games/munchkin-russia.

General Manager: Mikhail Akulov • Production Manager: Ivan Popov • Development by Pavel Iliin and Dmitry Moldon
Based on Steve Jackson's *Munchkin* • Illustrated by Sergey Dulin • Producing and Art Production: Alexander Kiselev
Creative Content Development: Alexander Kiselev, Pavel Iliin, Ivan Sukhovoy, and Alexander Kozhevnikov
Technical Writing: Valentin Matyusha • English Translation: Julia Klokova
Design and Layout: Daria Veliksar • Business Development: Sergey Tyagunov

Playtesters: Alla Bagriy, Sergey Bely, Vladimir Zolotsev, Ivan Klement, Irina Klement, Ekaterina Knyazeva, Alan Kochiev, Alyona Kuzlo, Alexander Morgunov, Gleb Rosanov, Cooper Rurk, Alexandra Shapiro, Viktoria Yurkova, Morfey de Korellon, Oleg Vlasov, Julia Kolesnikova

Special thanks to James Higgins for cracking open the Russian psyche and pulling the humor, kicking and screaming, into the English-speaking world.

English Development by Alain H. Dawson and Steve Jackson

President/Editor-in-Chief: Steve Jackson • Chief Executive Officer: Philip Reed • Chief Operating Officer: Susan Bueno
Chief Creative Officer: Sam Mitschke • *Munchkin* Line Editor: Andrew Hackard • *Munchkin* Associate Developer: Devin Lewis
Production Manager: Sabrina Gonzalez • Production Artist: Alex Fernandez • Project Manager: Darryll Silva
Operations Manager: Randy Scheunemann • Director of Licensing: Alain H. Dawson • Director of Sales: Ross Jepson

Playtesters: Pam Herberer, Annie Montieth, Steff, Amy Zwick

Munchkin, *Munchkin Russia*, the *Munchkin* characters, Warehouse 23, the pyramid logo, and the names of all products published by Steve Jackson Games Incorporated are trademarks or registered trademarks of Steve Jackson Games Incorporated, or used under license. *Munchkin Russia* is copyright © 2021 by Steve Jackson Games Incorporated. All rights reserved. Thank you to our friends at Hobby World in Russia for having the idea, making the idea happen, and including us in the fun.
Rules version 1.0 (September 2021).

munchkin.game